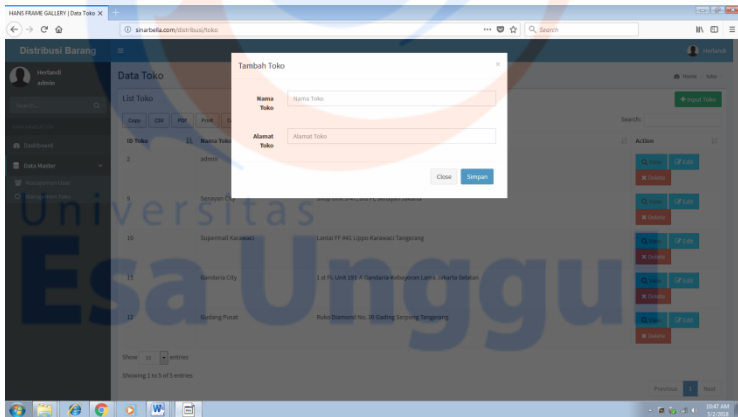


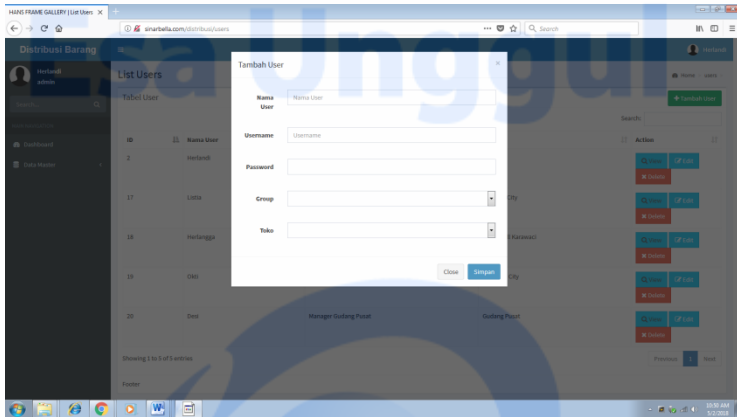
1. Admin A. Login



B. UC-08 Manajement Toko



C. UC-09 Management User



2. Gudang Pusat

A. Login



B. UC-01 View Data Stock

The screenshot displays the 'Data Stok' section of the 'Distribusi Barang' application. It features a table with the following columns: Image, Kode Barang, Ukuran, Jumlah Barang, Harga Satuan, Tanggal Input, Tanggal Update, and Action. The table contains three rows of data:

Image	Kode Barang	Ukuran	Jumlah Barang	Harga Satuan	Tanggal Input	Tanggal Update	Action
	2112-057 pink	4R	30	Rp 45.000	04 Juni 2018 11:44:05	07 Juni 2018 13:41:02	[Edit] [View History]
	90193	A4	30	Rp 90.000	04 Juni 2018 11:45:41	08 0000 00:00:00	[Edit] [View History]
	A228/01	4R	35	Rp 80.000	04 Juni 2018 11:47:04	08 0000 00:00:00	[Edit] [View History]

Below the table, there is a 'Show 10 entries' indicator. The application interface includes a sidebar with navigation options like Dashboard, Gudang Pusat, Gudang Toko, and Report. A top navigation bar shows 'Home gudang_pusat stok_barang' and a user profile 'Desi Gudang Pusat'.

C. UC-02 Input Barang masuk

The screenshot shows the 'Form Input Barang Masuk' dialog box overlaid on the 'Data Barang' section. The dialog box contains the following fields:

- Barang: A dropdown menu.
- Nama Penginput: A text input field.
- Jumlah Barang: A text input field.

At the bottom of the dialog box, there are 'Close' and 'Input' buttons. The background shows the 'Data Barang' table with a message 'No Data available in this table' and a 'Show 10 entries' indicator. The application interface is consistent with the previous screenshot, showing the 'Distribusi Barang' application with a sidebar and top navigation bar.

D. UC-06 Approval Request Barang

Request Barang

Tabel Request Barang

Image	Kode Barang	Ukuran	Jumlah Barang	Tanggal Input	Toko	Status	Nama Pemesan	Action
	90193	A4	5	18 Juli 2018 12:00:54	Gandaria City	Waiting	oki	Approve
	2112-957 pink	4R	5	04 Juni 2018 11:49:07	Gandaria City	Done	OKI	
	2112-957 pink	4R	5	07 Juni 2018 13:37:11	Gandaria City	Done	OKI	

E. UC-07 Generate Report Barang Masuk dan Barang Keluar

Management Report

Mode:

Ukuran:

Toko 1:

Toko 2:

Toko 3:

Tanggal Awal:

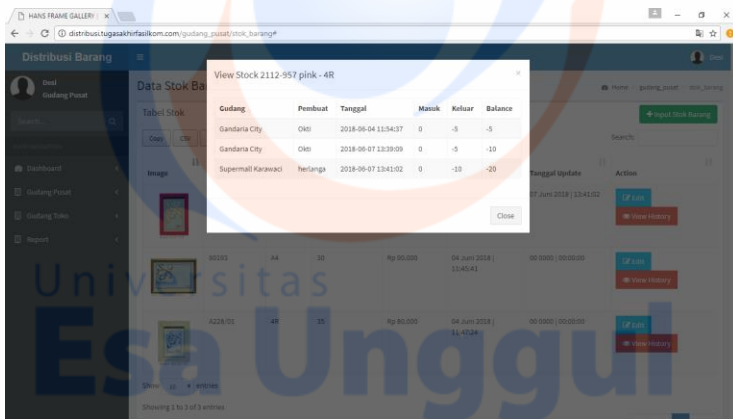
Tanggal Akhir:

[Generate](#)

F. UC 1.1 Edit Data Stok

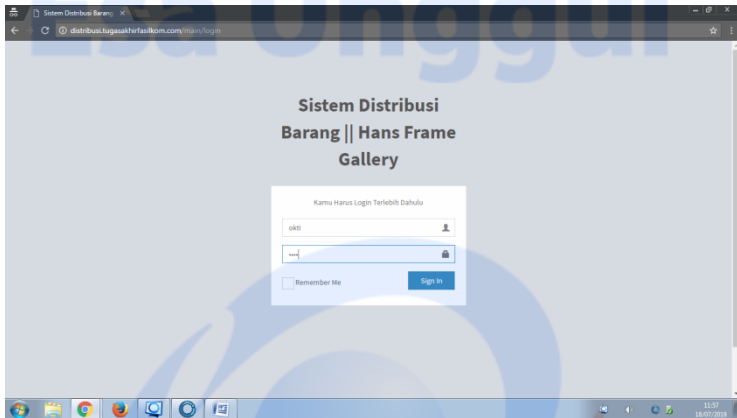


G. UC 1.2 View History Stok

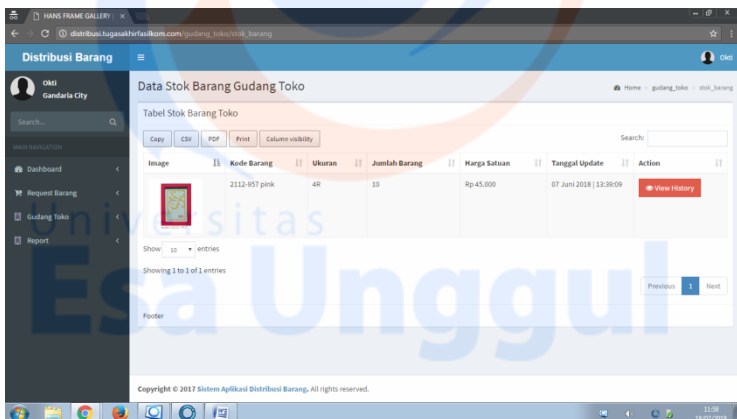


3. Toko

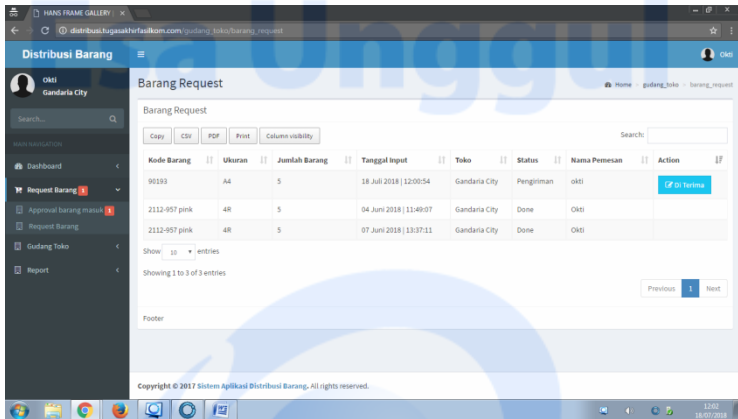
A. Login



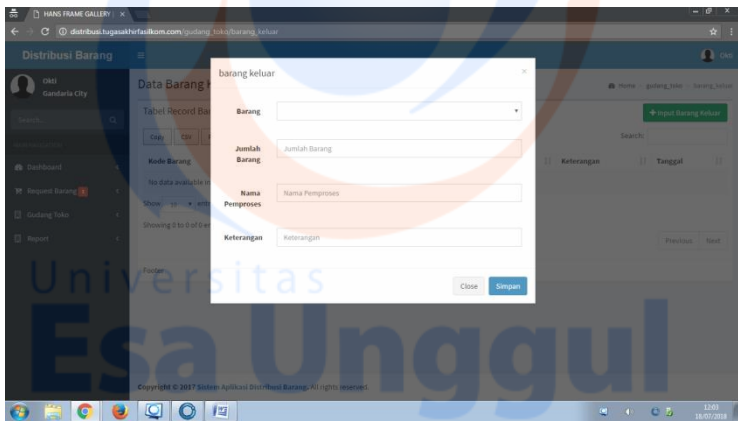
B. UC-01 View Data Stock



C. UC-03 Approval Barang Masuk



D. UC-04 Input Barang Keluar



E. UC-05 Request Barang

Tabel Stok Barang Gudang Pusat

Image	Kode Barang	Ukuran	Jumlah Barang	Marga Satuan	Tanggal Input	Tanggal Update	Action
	90293	A4	30	Rp 90.000	04 Juni 2018 11:40:41	00 0000 00:00:00	Request Barang
	A228/01	4R	35	Rp 80.000	04 Juni 2018 11:47:24	00 0000 00:00:00	Request Barang
	2112-957 pink	4R	30	Rp 45.000	04 Juni 2018 11:46:05	07 Juni 2018 13:41:02	

Showing 1 to 3 of 3 entries

F. Generate Report Barang Masuk dan Barang Keluar

Distribusi Barang

Management Report

Mode:

Ukuran:

Toko:

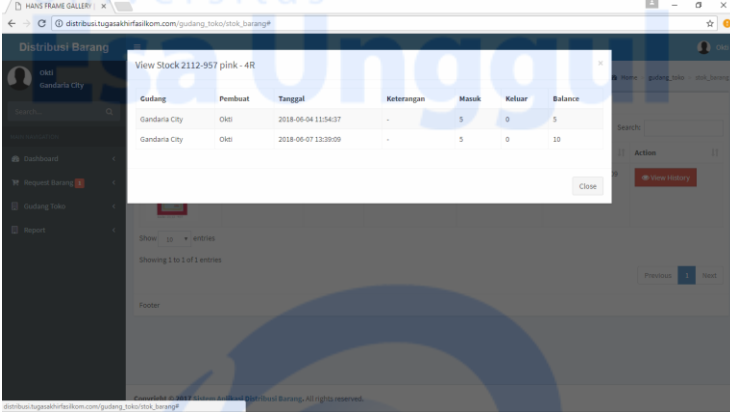
Tanggal Awal:

Tanggal Akhir:

[Generate](#)

Copyright © 2017 Sistem Aplikasi Distribusi Barang. All rights reserved.

G. UC 1.2 History Stok



The screenshot shows a web application interface for 'Distribusi Barang'. A modal window titled 'View Stock 2112-957 pink - 4R' is open, displaying a table of stock history. The table has the following columns: Gudang, Pembuat, Tanggal, Keterangan, Masuk, Keluar, and Balance. The data rows are as follows:

Gudang	Pembuat	Tanggal	Keterangan	Masuk	Keluar	Balance
Gandara City	OKS	2018-06-04 11:54:37	-	5	0	5
Gandara City	OKS	2018-06-07 13:39:09	-	5	0	10

The modal also includes a 'Close' button at the bottom right. The background shows a sidebar with navigation options like 'Dashboard', 'Request Barang', 'Gudang Toko', and 'Report'. The footer of the application reads '© 2018 Distribusi Barang. All rights reserved.'